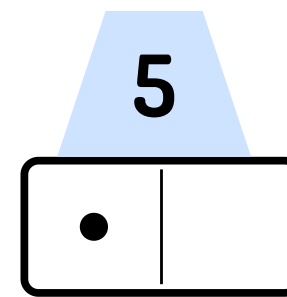
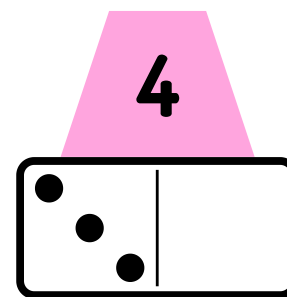
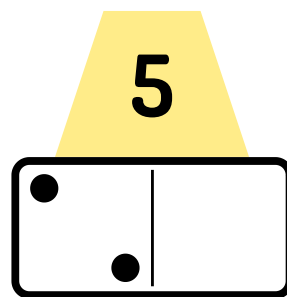
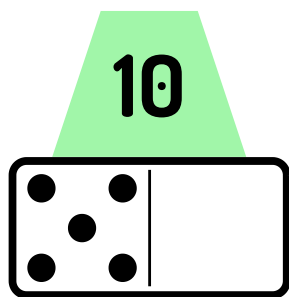
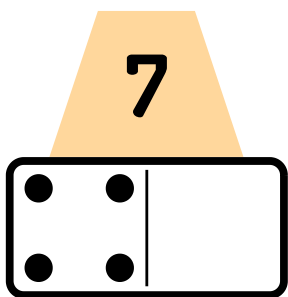
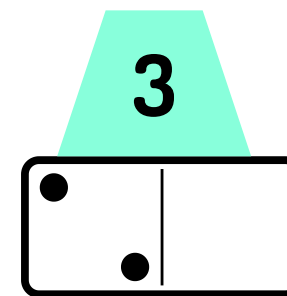
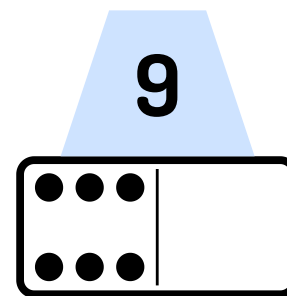
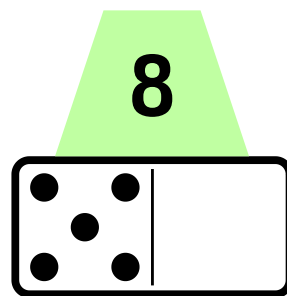
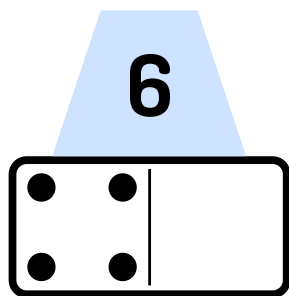
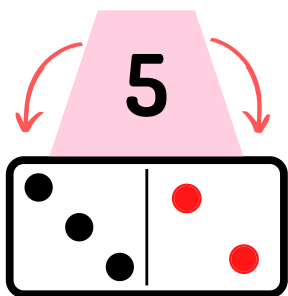














# חיבור עד 10



• השלימו את החלק החסר בדומינו, לפי כמות הנקודות הכתובה.







# כתב סתרים - חיבור עד 10



לפניכם כתב סתרים, הציבו מספרים במקום האיורים ופתרו.



									
0	1	2	3	4	5	6	7	8	9



	+		=	4
1	+	3	=	4



	+		=	_____
_____	+	_____	=	_____



	+		=	_____
_____	+	_____	=	_____



	+		=	_____
_____	+	_____	=	_____

	+		=	_____
_____	+	_____	=	_____

	+		=	_____
_____	+	_____	=	_____

	+		=	_____
_____	+	_____	=	_____

	+		=	_____
_____	+	_____	=	_____

	+		=	_____
_____	+	_____	=	_____